




# Children's Minnesota Tech Check

<https://childrensmn.avizia.com/#/techcheck>

**Children's**  
MINNESOTA

## Test My Device

On the following screens, we'll check your camera, microphone and speakers to prepare you for your visit.

Enter your name 

Test My Connection

### Tijaabinta Kambuyuutarka

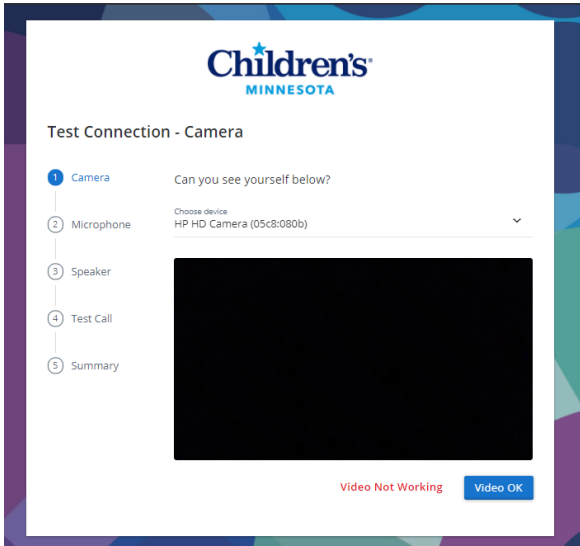
Shaashadaha soo socda, waxaa lagu hubinayaa kaamaradda, sameecadda iyo dadka hadalaya si la isugu diyaariyo ballanta.

Ku qor magacaaga

Iska hubso internetka

**Children's**  
MINNESOTA

[childrensmn.org/primarycare](https://childrensmn.org/primarycare)

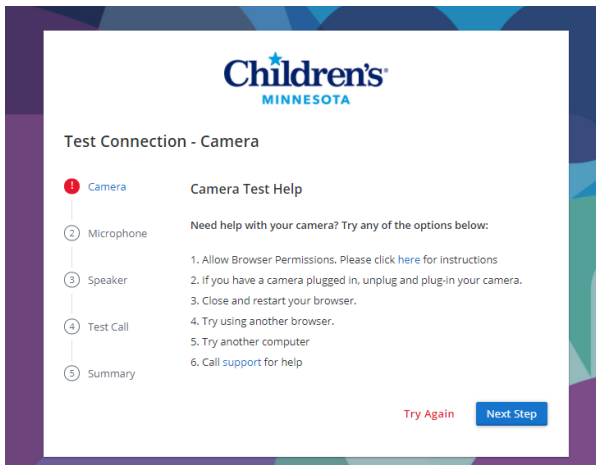


## Tijaabinta Shaqeynta Qalabka – Kaamaradda

Guji waxaad ku soo galeyso

Hoos ma iska kartaa?

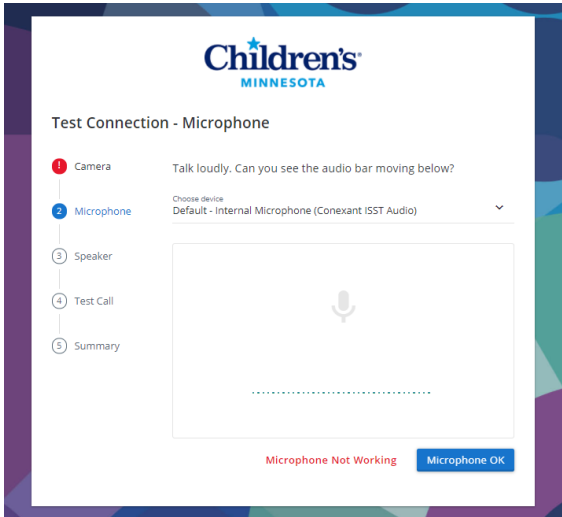
Calaamadi “Video Not Working (Fiidiyowgu Ma Shaqeynayo)” ama “Video OK (Fiidiyowga OK)”



## Caawimaadda Tijaabinta Kaamaradda

Ma rabaa in lagaa caawiyo kaamaradda? Isku day mid ka mid ah wayaabaha hoose:

1. Oggolow Barnaamijka Gelidda Intarnetka. Fadlan guji halkan si aad u hesho tilmaamo
2. Haddii ay kaamaraddu ku xiran tahay, ka bixi oo ku xir kaamaradda.
3. Xir oo dib u daaro barnaamijka gelidda intarnetka.
4. Isku day in aad isticmaasho barnaamijka gelidda intarnetka.
5. Isku day kambuyuutar kale
6. Soo garaac support (taageerid) si aad caawimaad ku hesho

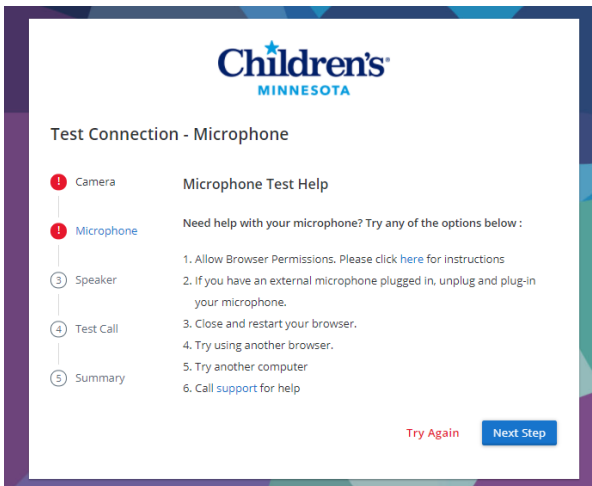


## Tijaabinta Shaqeynta Qalabka - Makrafoonka

Codkaaga kor u qaad. Hoosta ma ka arkeysaa dhaqaaqa aaladda codka?

Dooro waxaad ku soo galeyso

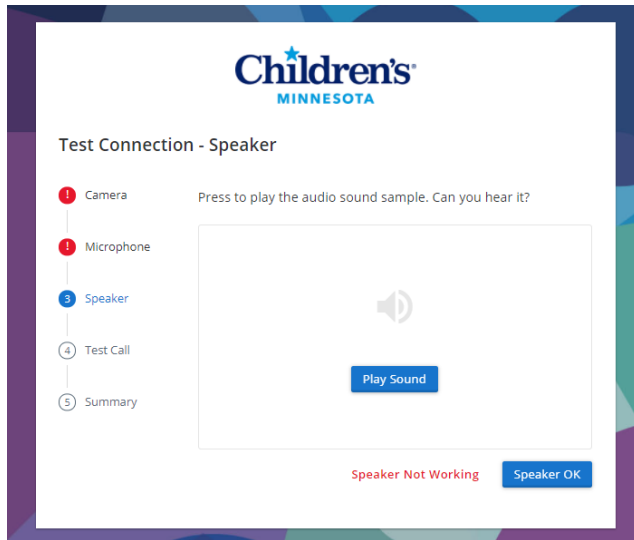
Calaamadi “Microphone Not Working (Makarafoonku Ma Shaqeynayo)” ama “Microphone OK (Makarafoonka OK)”



## Caawimaadda Tijaabinta Makarafoonka

Ma u baahan tahay caawimaadda makrafoonka? Isku day mid ka mid ah wayaabaha hoose: Cambie los permisos del sitio web. Haga clic [aquí](#) para las instrucciones.

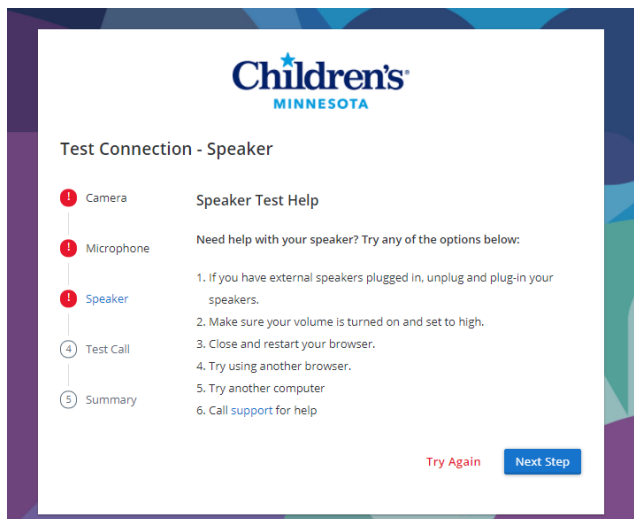
1. Oggolow Barnaamijka Gelidda Internetka. Fadlan guji [halkan](#) si aad u hesho tilmaamo
2. Haddii uu makarafoonku yahay nooca bannaanka ku xiran, ka fur oo ku xiro mar kale.
3. Xir oo dib u daaro barnaamijka gelidda internetka.
4. Isku day in aad isticmaasho barnaamijka gelidda internetka.
5. Isku day kambuyuutar kale
6. Soo garaac [support \(taageerid\)](#) si aad caawimaad ku hesho



## Tijaabinta Shaqada – Sameecadda

Guji "Play Sound (Daar Codka)" si aad u maqasho cod tijaabo ah. Wax ma ka maqashay?

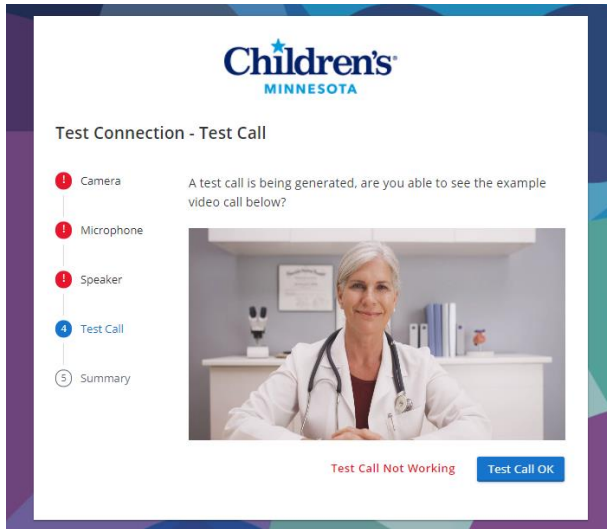
Calaamadi "Speaker Not Working (Sameecaddu Ma Shaqeyneysa)" ama "Speaker OK (Sameecaddu OK)"



## Caawimaadda Tijaabinta Sameecadda

Ma u baahan tahay caawimaadda sameecadda? Isku day mid ka mid ah wayaabaha hoose:

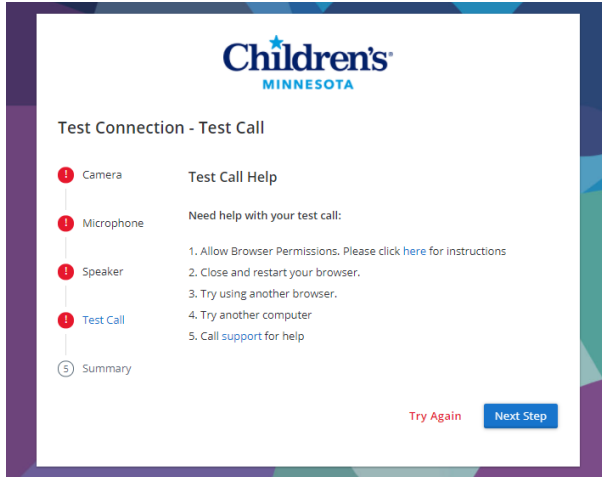
1. Haddii ay sameecaddaadu tahay nooca bannaanka ku xiran, ka fur oo ku xiro mar kale.
2. Ika hubso in codku dheer yahay oo joogo meesha ugu sarreysa.
3. Xir oo dib u daaro barnaamijka gelidda internetka.
4. Isku day in aad isticmaasho barnaamijka gelidda internetka.
5. Isku day kambuyuutar kale
6. Soo garaac taageerid si lagu caawiyo



## Tijaabinta Waxa Shaqeynaya - Tijaabinta Wicidda

Wicid tijaabo ah ayaa la sameynayaa, ma aragtaa tusaalaha fiidiyowga hoose?


Calaamadi "Test Call Not Working (Tijaabinta Wicidda Ma Shaqeyneysa)" ama "Test Call OK (Tijaabinta Wicidda OK)"



## Caawimaadda Tijaabinta Wicidda

Ma u baahan tahay tijaabinta wicidda

1. Oggolow Barnaamijka Gelidda Intarnetka. Fadlan guji halkan si aad u hesho tilmaamaha
2. Xir oo dib u daaro barnaamijka gelidda intarnetka.
3. Isku day in aad isticmaasho barnaamijka gelidda intarnetka.
4. Isku day kambuyuutar kale
5. Soo garaac taageerid si lagu caawiyo



### Tijaabinta Wicidda – Caadi!

Diyaar baad u tahay khadka fiidiyowga.

Hadda waad iska xiri kartaa fiidiyowgan.

Tijaabinta Dibu-daaridda