

Electronic Prescribing of Controlled Substances

Overview for Electronic Prescribing of Controlled Substances

This document is an overview of the electronic prescribing of controlled substances (EPCS) process for clinicians.

Due to federal regulations, electronic prescriptions require a height and weight documented within a valid lookback period.

Placing an Order

1. Place prescription orders via Workflow Summary, Orders Page, or Discharge Medication Reconciliation window.

Note: The electronic prescribing of controlled substances can only be done on an active or discharged encounter. This functionality will not work on a pre-registration or canceled encounter.

Top 39 Matches	
oxyCODONE 5 mg oral tablet	oxyCODONE 10 mg oral tablet, extended release 10 mg = 1 TABLET PO Q12H, X 30 Days, # 60 TABLET, 0 Refill(s)
oxyCODONE 5 mg oral tablet = 1 TABLET PO Q4H PRN, pain, severe, X 5 Days	oxyCODONE 15 mg oral tablet
oxyCODONE 5 mg oral tablet = 2 TABLET PO Q4H PRN, pain, severe, X 5 Days	oxyCODONE 20 mg oral tablet
oxyCODONE 5 mg oral tablet = 2 TABLET PO Q4H PRN, pain, severe, May use 1 tablet for less pain. Pharmacy to label as 1-2 tablets., X 5 Days	oxyCODONE 20 mg oral tablet, extended release

2. Fill out all required order details.
Note: Schedule II meds include an Earliest Fill Date field. This field can be used for writing multiple schedule II meds to be filled sequentially. This would allow for 3 separate prescriptions to be written, each for a 30-day supply.

Details | Order Comments | Diagnoses

Dose: 1 TABLET | *Route of Administration: PO | *Frequency: Q4H PRN | Duration: 5 Days | *Dispense: 30 90 Refill: 0

*Start Date/Time: 01/10/2020 0926 CST | Special Instructions:
 *PRN: pain, severe
 Requested Refill Date:
 Stop Date/Time: 01/15/2020 0926 CST
 Select Prescriber Address: 2525 Chicago Ave South Min...
 Print DEA Number: Yes No
 Confidential Medication: Yes No
 eRx Product Type:
 Earliest Fill Date:
 *Type Of Therapy: Acute Maintenance
 DAW: Yes No
 Order Location:
 eRx Note to Pharmacy:
 Max Daily Dose:

Electronic Prescribing of Controlled Substances

3. Verify the pharmacy.

- The **Send To** field defaults to Secure-Print
- Click the drop-down arrow to view Patient's Preferred Pharmacy and click the pharmacy to select
Note: If a provider is not authorized to ePrescribe controlled substances at Children's, there will not be an option to select a pharmacy.
- If no pharmacy is listed, click on the ellipses and change the **Send To** field to Pharmacy to search for a local EPCS enabled pharmacy

Send To: Secure-Print on VCPUNIRPS2 (from ITS-BC-LT17297) in session 20 ...

Prescription Routing

*Send to: Pharmacy ▾

Apply to: Selected Pending Prescription(s)
 All Pending Prescriptions
 All Pending Non-Tamperproof Prescriptions

No Preferred Pharmacy Reason: ▾

Patient Preferred **Search**

Pharmacy Name	Address	Cross-Street

Pharmacy Name:
 Address:
 City:
 State:
 Zip Code:
 Phone:

Pharmacy Type: Retail Specialty
 Mail Order 24-hour
 Long-term Care

Electronic Prescribing of Controlled Substances

4. Sign the prescription. The Electronic Prescription Preview window displays with the list of medications that are being ePrescribed.

Electronic Prescription Preview

Montevideo, Ricardo Sex: Male DOB: [Redacted]
MRN: [Redacted]

DOSING WEIGHT: 50 kg (11/12/2019 09:34 AM), Height: 180 cm (11/12/2019 09:42 AM) Rx Plans (0): No Benefit Found
Address: [Redacted]

Train, Provider14 DEA: [Redacted]
2525 Chicago Ave South, Minneapolis, MN 55425 Phone: [Redacted] Fax: (515)123-4567
Aliases (1): National Provider Identifier: [Redacted]
Select the checkbox next to each controlled substance to mark as reviewed.
CA Pharmacy Store 10.6 – 1313A S Harbor Blvd, Anaheim, CA 928022309 Phone: (714)212-1113 Fax: (714)113-2224

oxyCODONE 5 mg oral tablet [Schedule 2] [Modify](#)
1 TABLET PO Q4H PRN x5 Days, PRN pain, severe
#10 TABLET, Refills: 0, DAW No, Date Written: 01-10-2020
Primary Dx: R52

By completing the two-factor authentication protocol at this time, you are legally signing the prescription(s) and authorizing the transmission of the above information to the pharmacy for dispensing. The two-factor authentication protocol may only be completed by the practitioner whose name and DEA registration number appear above.

5. Review each controlled substance and click the checkbox to select. Click **Sign**.

Electronic Prescription Preview

Montevideo, Ricardo Sex: Male DOB: [Redacted]
MRN: [Redacted]

DOSING WEIGHT: 50 kg (11/12/2019 09:34 AM), Height: 180 cm (11/12/2019 09:42 AM) Rx Plans (0): No Benefit Found
Address: [Redacted]

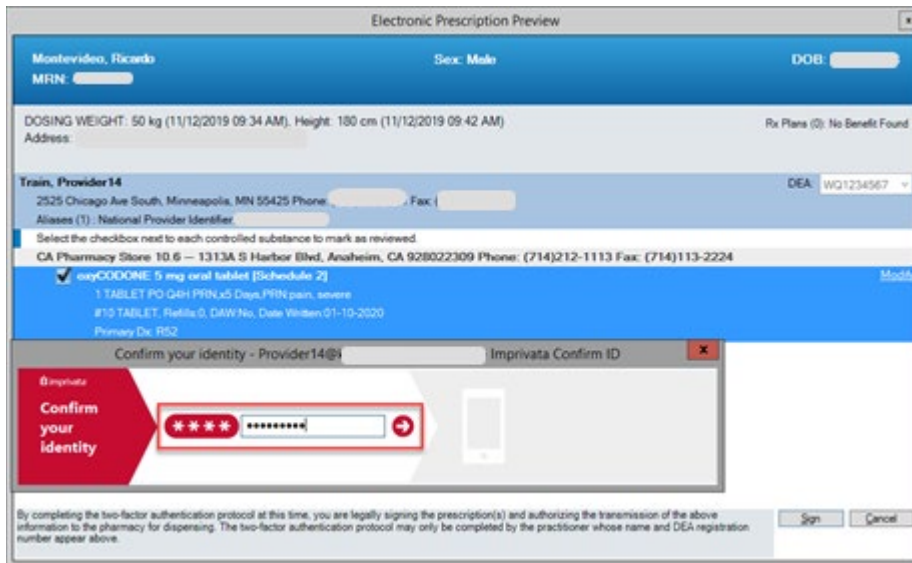
Train, Provider14 DEA: [Redacted]
2525 Chicago Ave South, Minneapolis, MN 55425 Phone: [Redacted] Fax: [Redacted]
Aliases (1): National Provider Identifier: [Redacted]
Select the checkbox next to each controlled substance to mark as reviewed.
CA Pharmacy Store 10.6 – 1313A S Harbor Blvd, Anaheim, CA 928022309 Phone: () Fax: ()

oxyCODONE 5 mg oral tablet [Schedule 2] [Modify](#)
1 TABLET PO Q4H PRN x5 Days, PRN pain, severe
#10 TABLET, Refills: 0, DAW No, Date Written: 01-10-2020
Primary Dx: R52

By completing the two-factor authentication protocol at this time, you are legally signing the prescription(s) and authorizing the transmission of the above information to the pharmacy for dispensing. The two-factor authentication protocol may only be completed by the practitioner whose name and DEA registration number appear above.

Electronic Prescribing of Controlled Substances

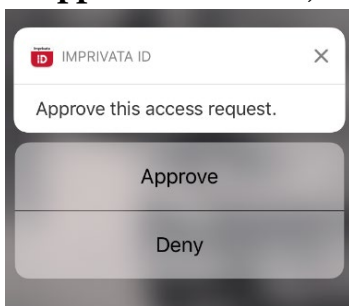
6. To electronically sign, you must confirm your identity by completing Two-Factor Authentication.
 - Enter your **network** password and click the red arrow



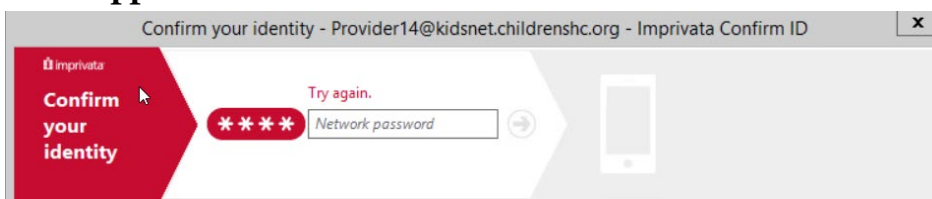
7. If you receive notification on your smart phone, go to the [Approve/Deny access request](#) section below for instructions.
If you do not receive a notification on your smart phone, you can manually enter a token code to confirm your identity. Go to the [Generate Token Code](#) section for instructions.

Approve/Deny access request from your mobile phone

1. A push notification is sent to your smart phone screen.
2. Tap **Approve** or **Deny**.
3. If **Approve** is selected, the electronic prescription is placed. No further action is needed.



4. If **Deny** is selected, the electronic prescription is canceled.
Note: You will have a second opportunity to enter your network password to confirm your identity and place the electronic prescription order. The following screen will display in Cerner where you can enter your **network** password. A notification is then sent to your smart phone screen where you can select **Approve**.

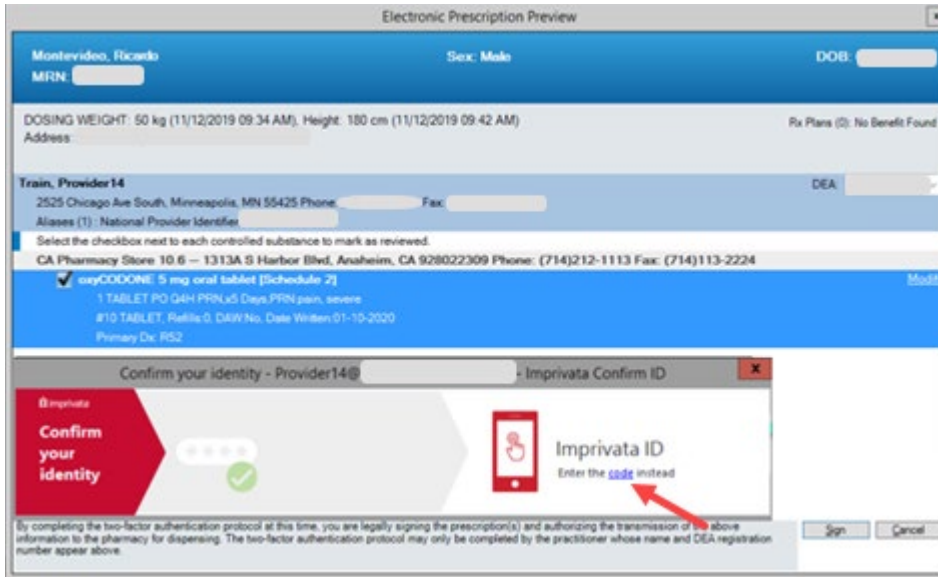


Electronic Prescribing of Controlled Substances

Generate Token Code

If the Approved/Deny screen does not display on your smart phone, there is an option to manually enter a token code.

1. Click the link under **Imprivata ID**.



2. Open the Imprivata ID app on your smart phone.
3. A token code displays.



4. Enter this code in the **Imprivata ID** box on the **Electronic Prescription Preview** screen and tap **Enter**. This will place the electronic prescription.

