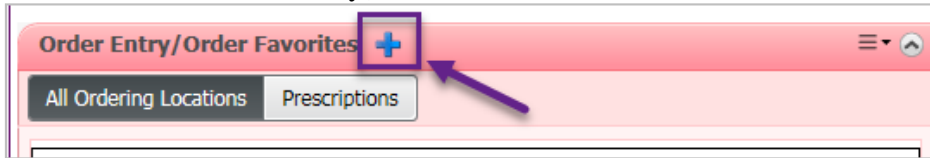


Place the *Arrange for Interpreter* Order

Placing the *Arrange for Interpreter* Order

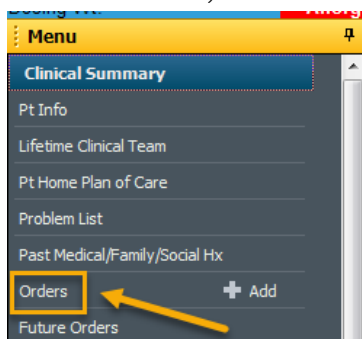
Inpatients

From the Clinical Summary, click  .

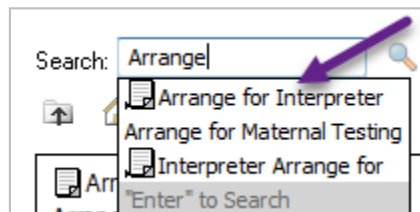
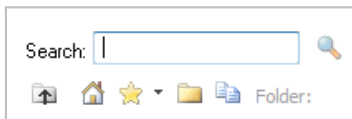


or

From the Menu, select **Orders**.

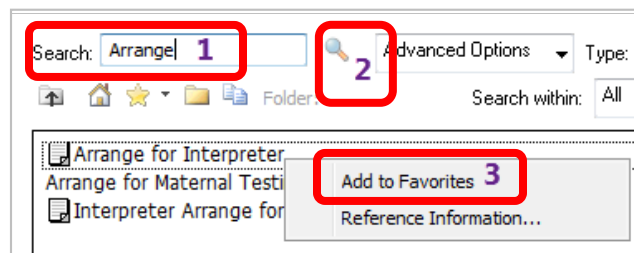


1. In the Search Window, enter **Arrange**, then select **Arrange for Interpreter** from the dropdown list.



To save it as a Favorite:


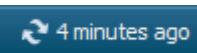
1. Enter **Arrange** in the **Search** field.
2. Click the magnifying glass.
3. Right-click on the **Arrange for Interpreter** order, and select **Add to Favorites** from the popup menu.



Place the *Arrange For Interpreter* Order

3. Select  in the lower righthand corner of the Reference window.

4. Select  in the Add Order window.
5. Complete the yellow highlighted fields by selecting the **Order details** (in the left-hand window) and entering/selecting the information in the **Detail values** (in the righthand window).

6. Select .
 7. Click the Refresh button .
- The **Arrange for Interpreter** order displays under Patient Care.

Displayed: All Active Orders All Inactive Orders All Active Orders		
	\$	Order Name
▶ Condition / ADT		
▲ Patient Care		
▶		Weight
▶		Vital Signs
		Precautions
		Nursing Communication
		Notify MD/HO/APRN
		Limited English Proficiency
		Interpreter Arrange for (Arrange for Int...)
		Interpreter Arrange for

Place the *Arrange For Interpreter* Order

Outpatient Clinics

Select the language in the **Interpreter Needed** field.

Name: Learn, Adam Jones **MRN:** [redacted]-emn **DOB:** [redacted]

Please Comments: **Home Phone:** [redacted]

2018						
December						
Su	Mo	Tu	We	Th	Fr	Sa
25	26	27	28	29	30	1
2	3	4	5	6	7	8
9	10	11	12	13	14	15
16	17	18	19	20	21	22
23	24	25	26	27	28	29
30	31	1	2	3	4	5

Books | **Appointment**

Reason for Appt fr Order:
[redacted]

*Reason For Appointment:
Well Child Visit

*Interpreter Needed:
Spanish

Move Next Clear