

















ECG Orders and Results	
	ECG In Process: The ECG order has been placed, and the procedure is either waiting to be completed or is in process.
	ECG Completed: The ECG is completed and reviewed.

Radiology Orders and Results			
	Ordered		Report available
	Complete		






Consult Orders			
	Ordered		Complete


Medication Orders	
	Medication Ordered: The medication order has been placed, but not administered or completed. The icon and status indicator are available.
	Medication Order Completed: The medication order has been administered and reviewed. The icon is unavailable and is displayed as faded out.

Vital Signs	
	Vital signs are available and not due for reassessment
	Vital signs are due for reassessment

Status and Length of Stay	
	Bed Assignment
	ED Done
	Bed Request
	Discharge Disposition
	Orders Complete

Patient Care Orders			
	Ordered		Complete

Documentation Status			
	Documentation Not Started		Documentation Complete
	Cosign Needed		Documentation In Progress (Workflow Component Scratchpad Note)
	Documentation in Progress (Saved Note)		

Cosign Orders	
	This icon is displayed in the Notifications column if orders are available and need to be cosigned.



Icons and Layout in *ED LaunchPoint*

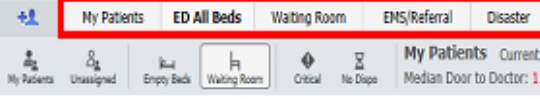
Informatics Education December 2023 V11

Copyright ©2023 Children's Minnesota. All rights reserved. Some content is based on the intellectual property of Cerner Corporation and used with permission. All other trade names and registered trademarks are the property of their respective owners. This content is designed for general use with most patients; each clinician should use his or her own independent judgment to meet the needs of each individual patient. This content is not a substitute for professional medical advice, diagnosis, or treatment.

Zones

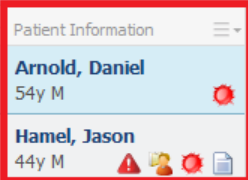
Select a zone to quickly see the patients in that area. The following zones are included in **ED LaunchPoint** and customized zones can be added for your facility:









- My Patients
- All Beds















Patient and Room Information

The Patient Information column displays the patient's name, triage information, medical history, and any other critical information.













	Alert Problem: A problem is flagged.
	Critical Notes: A note specified by your organization is available. For example, excessive CTs.
	Allergies: Confirmed allergy information exists on the patient's medical record.
	No Known Allergies: No known allergies exist.
	No Known Medication Allergies: No known medication allergies exist.
	Allergies Not Checked: No allergy documentation has taken place:
	Preadvival: Click to view the prearrival note
	24-Hour Return: The patient had a previous visit in the last 24 hours.

	48-Hour Return: The patient had a previous visit in the last 48 hours.
	72-Hour Return: The patient had a previous visit in the last 72 hours.
	Custom Event Icons: The first letter of the custom tracking event is displayed.
	<ul style="list-style-type: none"> • Child Life Requested
	<ul style="list-style-type: none"> • RT
	<ul style="list-style-type: none"> • Notify Radiology
	<ul style="list-style-type: none"> • EKG
	<ul style="list-style-type: none"> • Registration Incomplete
	Behavioral Risk: 1:1 Monitoring
	NPO: Food and fluids are withheld for the patient.
	Room: Displays additional patient status information from Registration, Intake, or chronic problems patient presents with.
	Note: The corner turned down indicates multiple alerts. Hover over the cell to view all alerts.

Throughput Status and Notifications

The throughput status displays a patient's status. Standard throughput statuses include the items in the table below. Custom statuses can also be created.

	Pre-Arrival
	Unassigned: Provider assignment needed.
	Anticipated Adm






	Rooming Needed: Rooming documentation is not complete.
	Assigned or Evaluation in Progress: Provider assigned and orders placed.
	Orders Complete: A check mark indicates that all orders are complete.
	Disposition Order: An order has been placed for Admit, Transfer, or Expired items
	Discharge Order Placed
	Triage Needed: Triage Documentation Not Complete
	Triage Complete: Triage Documentation Complete

Menu Commands

Right-click a patient's row to access the following commands:

- Open Quick Orders
- Place Disposition Orders
- Complete Forms
- Discharge/Admit Process

Laboratory Orders and Results

	Ordered		Ready for review with critical results
	Ready for review with normal results		Reviewed with critical results
	Reviewed with normal results		