

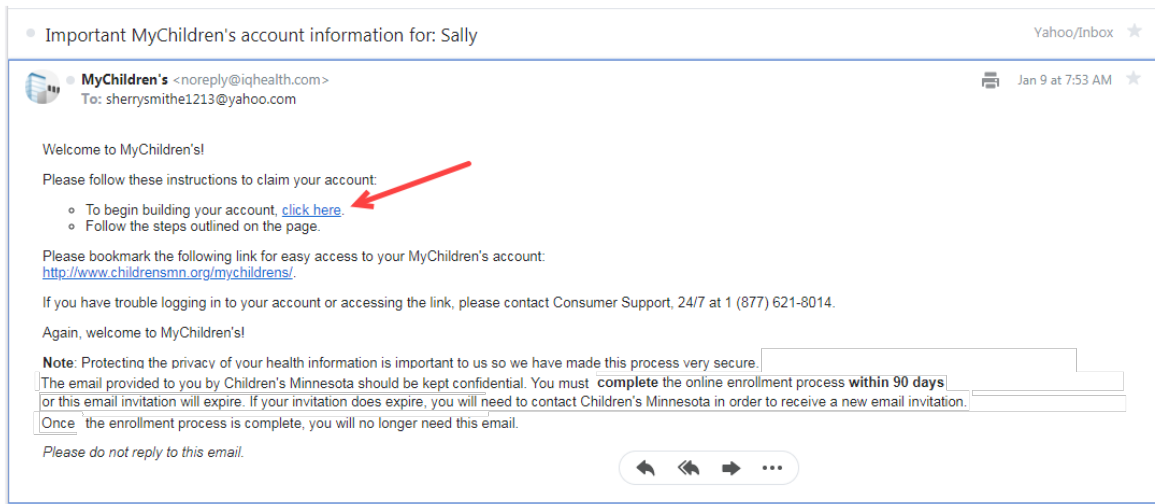
## MyChildren's: Setting Up an Account

This document explains how to set up your MyChildren's account.

### Register for MyChildren's

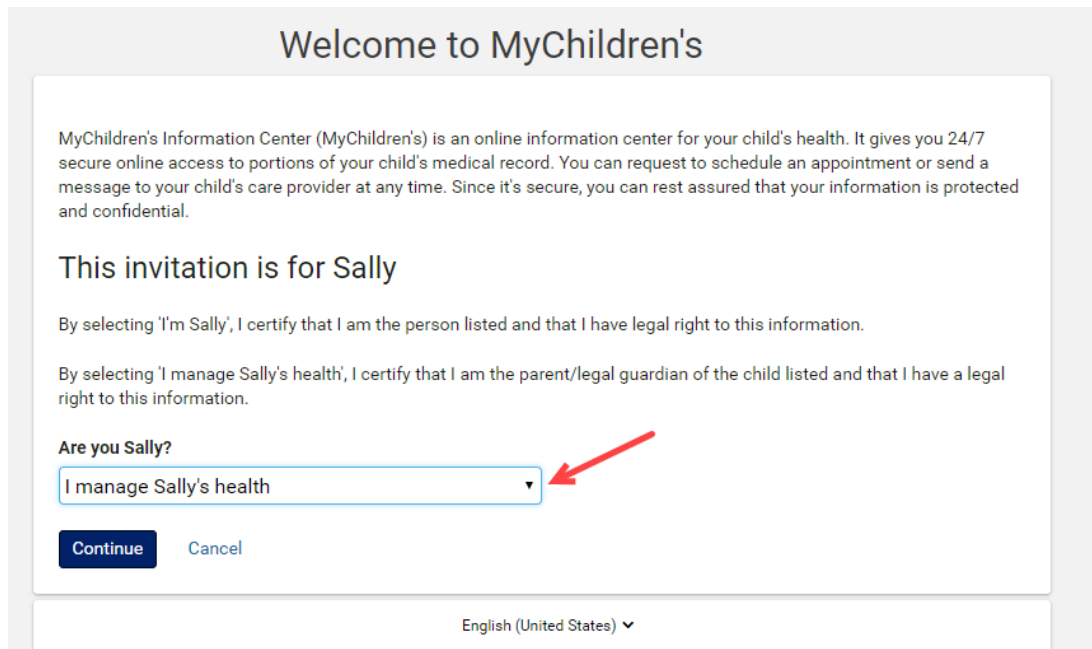
To register for MyChildren's, ask the front desk staff in your clinic or the Patient Registration staff on an inpatient unit. You can also enroll by calling Children's Health Information Management at 612-813-6216. Patients under 18 must have their parent/legal guardian request a MyChildren's account.

After you register, you'll receive an e-mail invitation. Clicking the link in the email opens the Welcome Screen.



### Welcome Screen

Click the down arrow to answer if you are the patient or the parent/legal guardian of the patient listed. Then click Continue.



### Verify the Patient's Identity

The next step is to verify the patient's identity. Enter the patient's Date of birth and the security question you used when you registered for MyChildren's. Click the checkbox to agree to Terms of Use and Privacy Policy. Then click Create Your Account.

## Verify Your Identity With Us

We need you to provide information to confirm your identity. Then you'll be able to create an account and sign into MyChildren's

### Complete Sally's Information

Date of birth

<b>Month</b>	<b>Day</b>	<b>Year</b>
January ▼	1	2009

Enter the year as 4 digits.

**What was your high school's mascot?**

The answer to this security verification question may have been provided when you were invited to join.

I agree to the Children's Minnesota [Terms of Use](#) and [Privacy Policy](#).

English (United States) ▼


### Create an Account

Enter your information in this online form. All fields are required.

Note: If you are the parent/legal guardian managing the patient's health, enter your information.

## Create an Account

Secure health identity provided by:



*Cerner Health* uses a secure log in and password to access information about your health. If you don't own or control the computer you're using, turn on "private browsing" to protect your personal health information.

All fields are required.

**First name**  
Sherry

**Last name**  
Smithe

**Email address**  
sherrysmithe1213@yahoo.com

**Re-enter email address**  
sherrysmithe1213@yahoo.com

Date of birth

**Month** February **Day** 2 **Year** 1982

*Note: This is the parent/legal guardian's Date of Birth.*

Enter the year as 4 digits.

**Gender**  
Female

**Username**  
shsmithe

**Password**  
.....


Strong password

**Re-enter password**  
.....

**Security question**  
What was your first pet's name?

**Security answer**  
fido

I agree to the [Cerner Health Terms of Use](#) and [Privacy Policy](#).



Now you will have online access to your Children's Minnesota medical record.

The screenshot shows the MyChildren's Minnesota website interface. On the left is a navigation menu with the following items: MyChildren's home, Appointments, Messages, Medical record, Patient information, and Pay your bill. The main content area features a header banner with the My CHILDREN'S logo and the text "Online access to your Children's medical record". Below the banner is a section titled "Influenza (flu) vaccine is available at Children's Minnesota clinics" with a sub-header "Why vaccinate?" and a list of bullet points explaining the benefits of the vaccine. Below this is a section titled "Need copies of your child's medical record?" with a paragraph of text and a numbered list of two steps: "1. Print the Release of Information (ROI) form" and "2. Complete the ROI form". On the right side of the interface, there is a sidebar with a patient profile for Sally Smithe, an "Allergies" section listing "shellfish, Cats, No Known Medication Allergies", and a "Viewing health record for" section.