

# Pegfilgrastim (Neulasta®)

## Storage/Administration/Disposal

Your child needs to take this medicine by subcutaneous (just under the skin) injection. This education will tell you how to store, give, and dispose of this medicine.

### Storage

- Keep the medicine in the refrigerator (36°F – 46°F) in its original packaging until ready to use – DO NOT freeze.
- DO NOT use the medicine if it's has been out of the refrigerator for more than 48 hours.

### Supplies needed

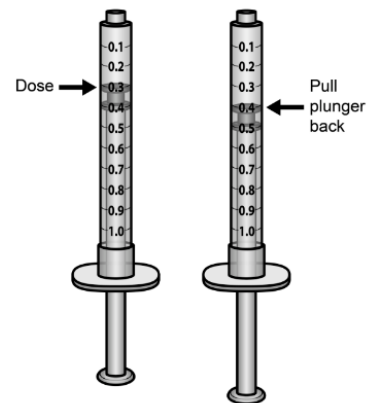
- Pegfilgrastim (Neulasta®) medication syringe
- Alcohol pad
- Cotton ball, gauze, or clean tissue
- Empty 1 mL syringe (if needed to transfer for smaller dose)
- Subcutaneous needle (if needed to transfer for smaller dose)

### Preparing the medication

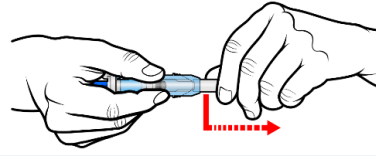
- Take the medicine out of the refrigerator 30 minutes before you're going to give it.
- Check the date on the syringe to make sure the medicine has not expired. DO NOT use if it is past the date.
- Look at the medication in the syringe to make sure it's clear and colorless.  
DO NOT use if it's cloudy, discolored, or has formed crystals.

### Giving the medication

1. Gather all needed supplies.
2. Wash hands with soap and water or use hand sanitizer.
3. Remove the prefilled Neulasta® syringe from the package.
4. If giving the full dose of medicine in the syringe, go to step 11.
5. If giving a smaller dose and you need to transfer the medicine into another syringe, continue to follow these steps.
6. Pull the plunger of the empty 1 mL syringe back to the child's needed dose and add 0.1 mL to prime the needle.  
For example, in the image, the child's dose is 0.3 mL, so the plunger is pulled to 0.4 mL.



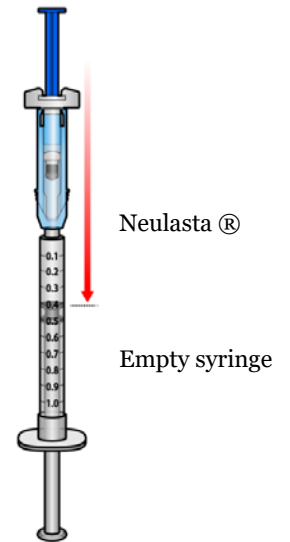
7. Carefully remove the cover off the needle of the Neulasta® syringe.  
Do not let anything touch the needle.



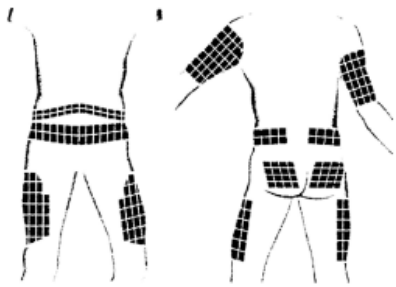
8. Put the needle from the prefilled Neulasta® syringe into the top of the empty syringe, as shown in the image.  
Push the medicine into the empty syringe.  
Make sure to fill it completely.

9. Remove the Neulasta® syringe from the new filled syringe.

10. Attach a new subcutaneous needle to the new filled syringe and prime with the medicine.  
To prime: carefully push the medicine up through the needle until the plunger is at your child's dose. This makes sure the medicine is completely in the needle and there is not an air bubble.



11. Choose an area, according to the picture below, on your child to give the medicine.



12. With the alcohol wipe, clean the skin in this area. Make sure to let it air dry (do not blow on or wave the area to dry it).
13. Carefully remove the cover off the needle from the syringe of medication. Do not let anything touch the needle.
14. Hold the syringe in your dominant hand like a dart. With the other hand, pinch up a large area of skin where you cleaned it.
15. With a quick motion, inset the needle into the skin at a 90° angle (straight in) and push the plunger of the syringe until all of the medicine is given.
16. Quickly pull the needle out of the skin at the same angle and gently cover the injection site for several seconds with a cotton ball, gauze, or clean tissue. Do not rub or push on the skin.
17. Put the (both) syringe(s) and needle into the sharps container.



## Disposal of the medication and needle(s)

- Put all used supplies with any needles in a strong, plastic container, such as laundry detergent bottle, not a water bottle.
- When the container is almost full, put the lid on, seal it with duct tape, and label it “Do NOT recycle”.
- Put the plastic container in the household trash, do not recycle!
- For more information, visit <http://safeneedledisposal.org> to locate Minnesota household sharps collection sites.

## What else do I need to know?

Most medicines have side effects. Learn the side effects of your child's medicine and what to do if they occur.

Always make sure you have enough medicine on hand. Each time you refill your prescriptions, check to see how many refills are left. If no refills are left, the pharmacist will need 2 or 3 days to contact the doctor to renew the prescription.

Before giving the first dose, read the label. Be sure it is what was prescribed.

Keep all medicines out of children's reach, locked up if possible. If the medicine is outdated, throw it away.

If too much or the wrong kind of medicine is taken, **call Poison Control** (toll-free 1-800-222-1222). If your child is unconscious or has a seizure, **call 911**.

## When should I call the doctor?

Call if your child has:

- fever or chills
- lump, swelling, redness, or bruising at a site that does not go away
- side effects of the medicine that bother your child or you

## Questions?

This is not specific to your child, but provides general information. If you have any questions, call the clinic or pharmacy.