


EMR Documentation Updates:

Glasgow Coma Scales in the Neuro Section of all Core Assessment Bands and Glasgow Scales in Powerforms have been updated. The scoring remains the same, the dropdown options have been changed to align with Children's Trauma Team resources.


Vascular Access Updates:

General Reminder Note: When labeling vascular access sites, a label or number **CANNOT** be used again for a line placed on the **same day**. A new label or number must be selected for the new line. The label selected at time of insertion **Identifies that specific line until removed**.























Conditional Logic is being expanded to the **Implanted Port #1 documentation** within Vascular Access (similar to what already exists for peripheral and central lines). **Implanted Port #2** has been **removed**.

As with the PIV and CVL lines, there are some fields that can be used for documentation outside of the Conditional logic. Some fields are being excluded from view such as documentation of blood drawn. When needed these will need to be pulled in view. Conditional logic **Trigger questions** are identified by this icon . To open more fields for documentation, users will need to first select the Trigger question and make a selection from the dropdown.

The first trigger question for Implanted Port #1 is "Number of Lumens of Implanted Port #1".

Implanted Port #1	
Implanted Port #1 Insertion Date/Time	
Implanted Port Placed Prior to this Adm	
Implanted Port #1 Removal Date/Time	
Implanted Port #1 Within Defined Limits	
Implanted Port #1 Locked-Defined Limits	
Site of Implanted Port #1	
 Number of Lumens of Implanted Port #1	
Comments-Implanted Port #1	

Once the number of lumens is selected, the next Trigger question is "Activity " specific for the number of lumens. Based on documentation within Implanted Ports, some fields are now required. For example based on selecting "Accessed" these fields open including these 3 which are required.

 Number of Lumens of Implanted Port #1	Single Lu...
 Activity-S.L. Implanted Port #1	Accessed
 Cap change S.L Implanted Port #1	
 Accessed S.L Implanted Port #1	
 Needle Size-Single Lumen Implant... gauge	
 Needle Length-Single Lumen Implant #1	
 Status-S. L. Implanted Port #1	
 Care/Troubleshooting Implanted Port #1	
 *Date/Time of Dressing Change Impl...	
 *Dressing Change Bundle Port #1	
 Site Condition of Implanted Port #1	
 *Type of Dressing Applied Port #1	
Drainage Description Implanted Port #1	
Comments-Implanted Port #1	