

## Diazepam rectal gel for use at home

To view a video on how to give Diazepam, visit [www.childrensmn.org/diazepamvideo](http://www.childrensmn.org/diazepamvideo)

### How does this medicine work?

Diazepam (dy-**aze**-eh-pam, also known as Valium®) is a rescue medication given to stop seizures by calming abnormal over activity in the brain. It usually works in 2 to 10 minutes.

### What are the side effects?

Diazepam typically causes sleepiness. It can also cause children to be confused, dizzy, or slur their speech. Rarely, diazepam causes a child's breathing to be slow or shallow.

### Follow your health care practitioner's orders for how much diazepam to give, when to give the diazepam and if the diazepam dose can be repeated.

This medication must be with the child wherever he or she goes. Keep all of your supplies (rectal gel syringe and lubricant) together and in a safe place that is easy to get to.

### When should I call the doctor?

- If your child has multiple seizures and does not return to usual level of function.

### When should I call 911?

- If your child has trouble breathing or turns blue.
- Your child's seizures look different and is more serious than usual.
- If your child has signs of allergic reaction, including rash, hives or wheezing.
- If your child does not respond to you after the seizure stops.
- If a second dose of rectal diazepam was given and the seizures do not stop.
- If diazepam does not stop the seizure in 10 minutes or the amount of time instructed by your doctor.

If breathing stops, **begin rescue breathing and call 911 for an ambulance.**

**If seizure activity has not decreased after prescribed amount of time, you may give a second dose if directed to do so by your doctor.**


### What else do I need to know?

- Your child will have very smelly stool after receiving the rectal medication.
- Know the names and doses of all the medicines your child takes. **Share this information** with anyone involved in your child's health care.
- Bring the medicine container to clinic appointments or to the emergency department.
- Make sure you have enough medicine on hand.
  - Keep track of how many refills are left when you re-fill a prescription.
  - The pharmacist will need 2 or 3 days to renew the prescription if you run out of refills.
  - Check expiration dates monthly. Make sure new syringes will be good for at least 6 months.
- Store all medicines in their original container, away from direct sunlight or heat. Do not store them in humid places such as the bathroom. Keep them out of children's reach, locked up if possible.
- If you are traveling on an airplane, carry the medication in the original package with the prescription label attached since it is a controlled substance.

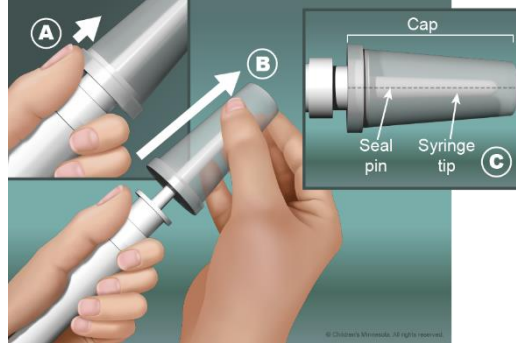
**If too much diazepam is given, call the Poison Control Center at 1-800-222-1222.**

If you have any questions, please call your clinic or pharmacy.

## How to give diazepam rectal gel



Get medicine syringe.



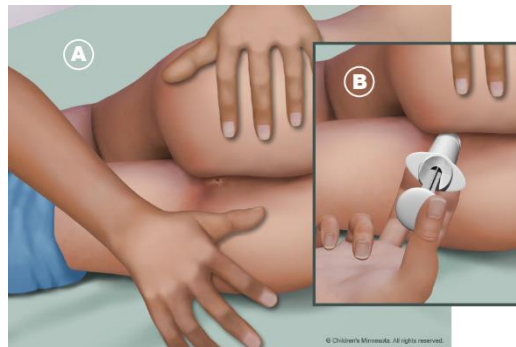
Remove cap. Make sure seal pin (attached under cap) is removed.



Lubricate tip with lubrication jelly.



Put the child on her side. Make sure she cannot fall. With child facing you, uncover buttocks. Bend upper leg forward to expose rectum.



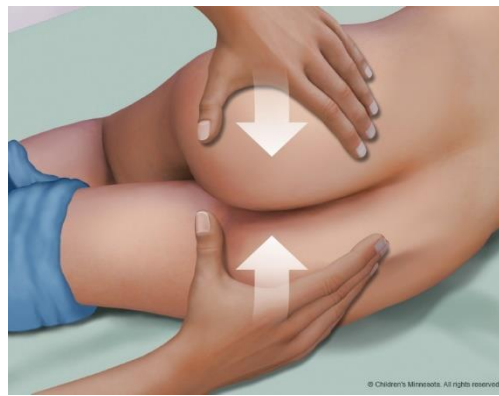
A) Separate buttocks. B) Gently insert lubricated syringe into rectum up to the rim on the syringe.



Count to 3 as you slowly push plunger until it stops.



Count to 3 before removing syringe.



Count to 3 while pressing buttocks together to prevent leakage.

### How do I dispose of the medicine?

To dispose of unused medications, Children's recommends using a medication deactivation system, available at most pharmacies. Disposing medicine in a medication deactivation system helps keep others safe and our environment protected.

Follow the directions on the disposal system for safe deactivation and disposal of the medicine in the syringe.

To dispose of the medication left in the syringe:

1. Pull the plunger out of the syringe
2. Point tip over the medication deactivation system (bag)
3. Put plunger back in syringe and push it until it stops

Once the extra medication is deactivated and discarded, throw the syringe away in the garbage. Do not reuse the syringe.

### Questions?

This information is not specific to your child but provides general information. If you have any questions, please call your clinic.

To view a video on how to give Diazepam, visit [www.childrensmn.org/diazepamvideo](http://www.childrensmn.org/diazepamvideo)

